

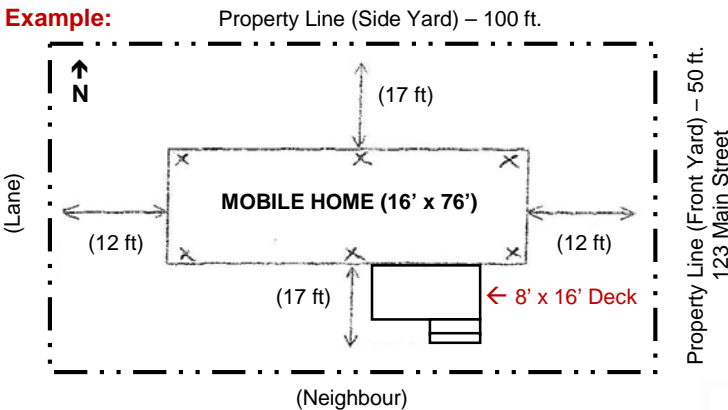
MOBILE (MANUFACTURED) HOME – PBI SPECIFICATIONS

Owner Name: _____
 Owner: (Cell) _____ (H) _____

Municipality: _____
 Jobsite Address: _____

Site Plan (on a separate sheet, draw and note the following):

- Draw property shape and note dimensions (indicate ft or m).
- Indicate North direction.
- Draw mobile/manufactured home and note dimensions.
- Note distance of home to the property lines (in four directions.)
- Note distance of home to other buildings on the same property.
- Indicate location of ground anchors with "X's" (see example below)
- Label street name(s), roads, lanes, etc. that border property.
- Draw location and size of landings and/or deck, including stairs.
- For new deck, complete and submit PBI Deck Specifications.



Foundation

- *** Pier spacing must conform to manufacturer's blocking chart.
- Submit a copy of the manufacturer's blocking chart to PBI.

Pier Type: (Check One)



- Pressure-treated (PT) Lumber (_____ x _____)
- Wood Cribs
 Size of Pier: (H) _____ x (W) _____
 (Note: Piers must be at least as wide as they are high)

- Concrete Blocks
 (Recommend 1/4" plywood is put between each stacked block to reduce stress on the blocks and increase resistance to lateral movement.)

Footing Type: (Check One)

- Concrete Pad
- PT Lumber (2" x 6" - 3 layers)

Unreinforced concrete footings beneath piers must be at least 100 mm (4") thick and must not project beyond the pier by a distance greater than their thickness (CSA Z240 6.2.3.)

- Piles (Diameter: _____ & Depth: _____)

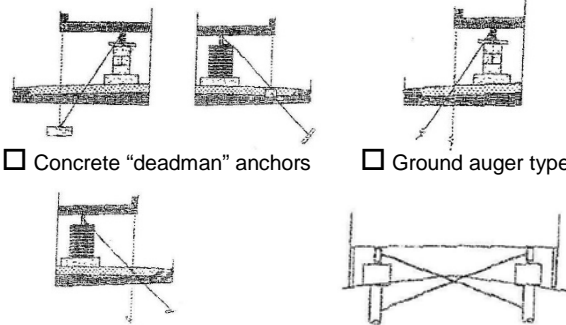


- Reinforced Concrete
- Helical Screw Piles

Ground Anchors

- *** Anchoring is to conform to manufacturer's specifications and CSA Z240.10.1, "Site Preparation, Foundation, and Anchorage of Manufactured Homes" (NBC 9.23.6.3.)

Ground Anchor Type: (Check One)



- Concrete "deadman" anchors
- Ground auger type
- Duckbill type anchor
- Reinforced Concrete Slab
- Concrete Pile

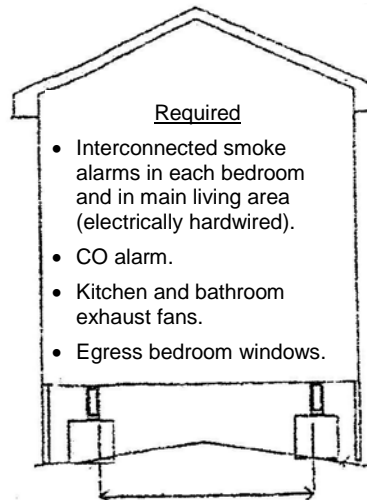
Site Preparation & Crawl Space

Site Preparation

- Min. 2% grade to beyond home
- Gravel sub-base
- 6 Mil Poly Ground Sheet (CAN/CGSB 51.34 M86)
- Sand / Dirt / Gravel topping

Crawl Space

- Skirting Type: (Check One)
 - Pressure-treated wood
 - Vinyl
 - Metal
- Ventilation required (1 ft² / 500 ft² floor area)
- Access hatch required (20"x28")



Information Required:

- Is the home CSA-A277 certified? Yes No (See below) (If no, then a NBC compliance inspection is required.)
- Is the home CSA-Z240 certified? Yes No (Above applies)
- Is a detailed Site Plan included? Yes No (Must be provided)
- Is page 3 of PBI Deck Specifications included? Yes No deck
- Is manufacturer's blocking chart included? Yes No (Required)
- Provide information below (found on the CSA or Intertek label located at the electrical panel or inside of the kitchen cupboard):

Manufacturer: _____

Year Built: _____ Weight: _____ (lbs or kg)

Size: _____ (Width) x _____ (Length) (ft or m)

Cert/Issue No: _____